

# CURVED BELT CONVEYORS

## DETAILS

### QUICK BELT CHANGES

The modular design allows belt changes to occur in as little as 15 minutes, minimizing downtime.

### GUIDING PROFILE

Heavy-duty applications require robust features such as offset joints and double-seam secured belt beading. This allows a guiding profile that is up to five times stronger than traditional belt beading.

### MODULAR DESIGN

With standard angles ranging from 30° to 180°, mounting options allow for easy integration into new or existing systems.


### UNDERCARRIAGE SHIELDING

By ensuring proper ventilation, users can enjoy limited maintenance and downtime.

Curved Belt Conveyors (CBC) are built to transport heavy-duty loads and convey at speeds of up to 550 feet per minute. They are designed for stringent environments with continuous or clocked transportation of packages, containers, and packaged goods with changes in direction.

CBC are available in a variety of modular designs ranging from 30° to 180° angles, and in a wide range of standard measurements or customer-specific measurements for integration into new or existing systems.

These conveyors are also equipped with a unique belt guiding system that makes performing maintenance or service work simple. The belt can be replaced in as little as 15 minutes. Whereas replacing a belt on a traditional friction-driven curve can take hours.



C O N V E Y O R S

A DURAVANT COMPANY

# CURVE BELT CONVEYOR

## STANDARD SPECIFICATIONS

<b>MAX LOAD CAPACITY</b>	Up to 485 lbs
<b>UNIT LOAD CAPACITY</b>	Up to 132 lbs
<b>NOMINAL WIDTH</b>	Up to 59 in
<b>INNER RADIUS</b>	Up to 78.74 in
<b>ANGLE</b>	30 / 45 / 60 / 90 / 180°
<b>MOTOR LOCATIONS</b>	Inner / Outer Radius / Underslung
<b>BELT SPEED</b>	Up to 9.19 ft/s
<b>BELT TYPE</b>	2 Ply Polyester
<b>GUARD RAILS</b>	3.5 - 24 in
<b>CONVEYOR HEIGHT</b>	28.5 - 37.5 in
<b>POWER</b>	230 / 480 VAC - 60 Hz

## MORE DETAILS

### OPTIONS


VFD Frequency control on drive unit  
 Brake on drive unit  
 Variable motor positions  
 Variable support mounting options  
 Variable side guide mounting options  
 Photoeye flow control and/or holders with variable mounting options

### WARRANTY


ELECTRICAL: 12 Months  
 MECHANICAL: 24 Months

### SERVICES AVAILABLE


Technical Support  
 Installation & Service  
 Preventative & Routine Maintenance  
 Application Support  
 Operator & Maintenance Training




CONICAL PULLEY DESIGN



OFFSET BELT EDGE GUIDING PROFILE



MULTIPLE MOTOR MOUNT POSITIONS



BEARINGS LUBRICATED FOR LIFE



UNDERCARRIAGE VENTS

VISIT OUR WEBSITE TO LEARN MORE :: [WWW.FMHCONVEYORS.COM](http://WWW.FMHCONVEYORS.COM)



FMH CONVEYORS IS A MEMBER OF THE DURAVANT FAMILY OF COMPANIES

PACKAGING SOLUTIONS | FOOD PROCESSING SOLUTIONS | MATERIAL HANDLING SOLUTIONS | SUPPORTPRO

[www.duravant.com](http://www.duravant.com)